



Anything is Possible with Foundry
SHINGLE & SHAKE SIDING





• **FOUNDRY** • Specialty Siding

The hardest part of choosing Foundry is choosing just one.

Foundry makes it possible to get the warm look and beautiful colors of cedar without the high maintenance. Elevate the curb appeal of any home with a wide variety of shingle and shake siding in styles that deliver character and charm.

It's easy to order the right specialty siding for your production or custom home in quantities perfect for accents or whole-house applications. With industry-leading delivery and availability backed by world-class service, Foundry makes getting the look of cedar simple.

The Look of Cedar – Preserved

Foundry siding replicates and preserves the ideal look of cedar with its innovative PVC material that requires very little maintenance. You'll get the authentic curb appeal of cedar from a product that's easy to install and even easier for homeowners to enjoy for years.

Grayne 5" Shingle | Aspen Brown (405)
On the cover Grayne 5" Shingle | Cape Grey (401)



SHINGLE

Grayne Shingle Siding *As Real As It Gets*

Foundry is excited to offer Grayne Shingle Siding, a line of siding that is the choice of discerning builders looking for a custom cedar appearance.

Foundry's Grayne Shingle Siding perfectly replicates the look of cedar with its undeniable curb appeal and true-to-life, weathered color selection. It features a realistic wood grain that you have to see and touch for yourself to truly appreciate. Grayne Shingle Siding offers more than exceptional curb appeal – it's also easy to install with minimal waste and little maintenance.



7.5" Grayne | Aged Grey (451)

DESERVES TWO TAKES, MAYBE MORE



7.5" Grayne | Treated Cedar (453)

Authentic, Duo-Tone Colors

5" PALETTE



Mountain Ash (457)




Cape Grey (401)



Autumn Shade (402)



Lakeside Blue (403)



Ridge Moss (404)



Aspen Brown (405)

7.5" PALETTE



Mountain Ash (457)



Rustic Slate (458)



Treated Cedar (453)



Aged Grey (451)



Harvest Shade (456)



Heritage Grey (455)

Actual Colors may vary from printed representation.

SHINGLE




Perfection Shingle Siding *A Bolder Take on Shingles*

Foundry Perfection Shingles are big on character, combining the deep, vertical shadow lines of split cedar shakes with the refined look of cedar shingles. With its 7" profile, Foundry Perfection Shingles are ideal for whole-home applications or adding a touch of rustic beauty to accent locations on your homes.

Perfection Shingle | Oatmeal (069)

STANDARD COLORS - 7" Exposure



WEATHERED COLORS - 7" Exposure



Actual Colors may vary from printed representation.

JUST A TOUCH OF RUSTIC



Perfection Shingle | Sahara (048)

SHINGLE

Round Shingles

The Classic Shape of Charm

Foundry Round Shingles offer an iconic look that's both timeless and unforgettable. This quaint look is complemented with a rough-sawn texture and subtle cedar grain that gives homes a warm, welcoming appearance.

Choose from Foundry's six classic colors to coordinate with popular shades of stone or siding. Or, use Round Shingle Siding on your entire home for picture-perfect cottage curb appeal.



Round Shingle | Snow (123)



Eggshell 034



Shadow 008



Snow 123



Oceanside 202



Light Moss 112



Russet 278

Actual Colors may vary from printed representation.

ALWAYS UNFORGETTABLE



Round Shingle | Snow (123)

SHAKE



7" Split Shake | Lite Khaki (095)

Split Shake Siding *Cedar Siding That Never Goes Unnoticed*

Turn heads with the handcrafted look of split cedar siding. Foundry Split Shake Siding offers both beauty and drama with its extra-deep shadow lines and rustic cut edges. You'll get a look that's true to real cedar while capturing the ideal aesthetic of color and form for the life of your siding.

STANDARD COLORS - 7" Exposure



Snow 123



Eggshell 034



Sahara 048



Oatmeal 069



Lite Khaki 095



Shadow 008



Eastern Grey 258



Light Moss 112



Forest Green 152



Coconut 622



Warm Yellow 524



Papaya 640



Key Lime 638



Blueberry 253



Oceanside 202



Oak Leaf 658



Deep Granite 692



Smoke Grey 528



Cocoa 248



Musket Brown 594



Russet 278

WEATHERED COLORS - 7" Exposure



Vanilla Bean 804



Golden Straw 806



Rustic Cedar 809



Vintage Taupe 820



Sandalwood 821



Harvest Wheat 822



Moon Rock 826



Colonial Grey 827



Rustic Brown 828



Red Cedar 834

Actual Colors may vary from printed representation.

THE BIG, BOLD STYLE OF CEDAR



7" Split Shake | Colonial Grey (827)

SHAKE



10" Staggered Shake | Russet (278)

Staggered Shake Siding

Capture the Spirit of Cedar Siding

Nothing quite captures the ruggedness of cedar like staggered shake siding. It's a unique look that celebrates the uneven cuts, random wood-grain textures and offset spacing that makes hand-split cedar shakes so dramatic and endearing. Choose from two large profiles for attractive curb appeal on whole-house or accent applications.

STANDARD COLORS - 7" & 10" Exposure



WEATHERED COLORS - 7" & 10" Exposure



Actual Colors may vary from printed representation.

ROUGH AND REFINED



10" Staggered Shake | Snow (123)

YOUR STYLE. YOUR COLOR. YOUR CHOICE.

From coast to coast, Foundry has a color that's right at home with your style.

Standard Collection	Recommended J-Channel Color	Perfection Shingle 7" Exposure	Rounds 6" Exposure	Split Shake 7" Exposure	Staggered Shake 7" & 10" Exposure
Shadow 008	008	●	●	●	●
Eggshell 034	034	●	●	●	●
Sahara 048	048	●	▲	●	●
Oatmeal 069	069	●	▲	●	●
Lite Khaki 095	095	●	▲	●	●
Light Moss 112	112	●	●	●	●
Snow 123	123	●	●	●	●
Forest Green 152	152	●	▲	●	●
Oceanside 202	202	●	●	●	●
Cocoa 248	248	●	▲	●	●
Blueberry 253	253	●	▲	●	●
Eastern Grey 258	258	●	▲	●	●
Russet 278	278	●	●	●	●
Warm Yellow 524	524	●	▲	●	●
Smoke Grey 528	528	●	▲	●	●
Musket Brown 594	594	●	▲	●	●
Coconut 622	622	●	▲	●	●
Key Lime 638	638	●	▲	●	●
Papaya 640	640	●	▲	●	●
Oak Leaf 658	658	●	▲	●	●
Deep Granite 692	692	●	▲	●	●

Weathered Collection*	Recommended J-Channel Color	Perfection Shingle 7" Exposure	Split Shake 7" Exposure	Staggered Shake 7" & 10" Exposure
Vanilla Bean 804	179	●	●	●
Golden Straw 806	165	●	●	●
Rustic Cedar 809	179	●	●	●
Vintage Taupe 820	180	●	●	●
Sandalwood 821	246	●	●	●
Harvest Wheat 822	008	●	●	●
Moon Rock 826	258	●	●	●
Colonial Grey 827	258	●	●	●
Rustic Brown 828	235	●	●	●
Red Cedar 834	210	●	●	●

▲ Available as a Special Order item. All product orders must follow special order guidelines.

Please contact Foundry Customer Service for more information.

Perfection Shingle, Split Shake, and 7" & 10" Staggered Shake can also be ordered in alternative manufacturer color matches; please see the master color match list, available on FoundrySiding.com, for the full list of available colors.



5" Grayne Shingle	Recommended J-Channel Color
Cape Grey 401	258
Autumn Shade 402	644
Lakeside Blue 403	155
Ridge Moss 404	152
Aspen Brown 405	539
Mountain Ash 457	277

7.5" Grayne Shingle	Recommended J-Channel Color
Aged Grey 451	664
Treated Cedar 453	717
Heritage Grey 455	258
Harvest Shade 456	644
Mountain Ash 457	277
Rustic Slate 458	692



7" Split Shake | Moon Rock 826

PROFILES

SHINGLE

5" Grayne 5" Exposure	7.5" Grayne 7.5" Exposure	Perfection Shingle** 7" Exposure	Round Shape* 6" Exposure
Item# 1605*** Length: 60 ½"	Item# 1607*** Length: 60 ½"	Item# 1401*** Length: 60 ¾"	Item# 2001*** Length: 60"
24 panels / carton ½ square / carton 29 lbs. / carton	32 panels / carton 1 square / carton 46 lbs. / carton	34 panels / carton One square / carton 55 lbs. / carton	20 Panels / carton ½ square / carton 30 lbs. / carton
Recommended J-Channel: 3/4"	Recommended J-Channel: 3/4"	Recommended J-Channel: 3/4"	Recommended J-Channel: 3/4"

SHAKE

Split Shakes** 7" Exposure	Staggered Shake** 10" Exposure	Staggered Shake** 7" Exposure
Item# 1101*** Length: 60 ¾"	Item# 1201*** Length: 62 ½"	Item# 1301*** Length: 60 ¾"
34 panels / carton One square / carton 55 lbs. / carton	23 Panels / carton One square / carton 60 lbs. / carton	34 panels / carton One square / carton 62 lbs. / carton
Recommended J-Channel: 1"	Recommended J-Channel: 1"	Recommended J-Channel: 1"

STARTER

Transitional Starter* 6" Exposure
Item# 2201*** Length: 60"
10 panels / carton ¼ square / carton (50 lineal ft. / carton)
15 lbs. / carton

TRIM AND ACCESSORIES



Moisture-resistant cellular PVC provides maximum water management when installed correctly. You can choose to stick with their brilliant white paint color or paint them to match any surrounding elements.



Create a professional appearance utilizing TruExterior accessories as the perfect complement to Foundry Siding. These poly-ash accessories are easy to cut, require no end sealing or special adhesives and can be painted any color including dark hues.



Mid-America® mount blocks and utility vents are available in solid colors to match Foundry Siding and produce a clean, consistent finished look for all side wall penetrations, including exterior lighting and utility accessories.



TRIM AND ACCESSORIES



3/4" J-Channel*

Item #7007***
Length 90"
150 Lineal Ft.
20 Pieces/Carton
32 lbs./Carton approx




1" J-Channel*

Item #7008***
Length 90"
150 Lineal Ft.
20 Pieces/Carton
32 lbs./Carton approx



1-1/2" J-Channel*

Item #7009***
Length 90"
75 Lineal Ft.
10 Pieces/Carton
12 lbs./Carton approx



Undersill/Utility Trim*

Item #7402***
Length 90"
150 Lineal Ft.
20 Pieces/Carton
13 lbs./Carton approx



Shapes Starter Strip

*Colors do not affect installation,
product color will vary.*

Item #7300000
Length 60"
100 Lineal Ft.
20 Pieces/Carton
11 lbs./Carton approx



Vinyl Starter Strip

*Colors do not affect installation,
product color will vary.*

Item #7510000
Length 90"
150 Lineal Ft.
20 Pieces/Carton
18 lbs./Carton approx



7" Perfection Shingle Corner Kit **

*4 Corners & 8 Pieces of
3/4" J-Channel (56 in. long).*

Item #7641***
Length 56"
18.7 Lineal Ft.
12 Pieces/Carton
10 lbs./Carton approx



7" Split Shake / 7" Staggered Shake Corner Kit **

*4 Corners & 8 Pieces
of 1" J-Channel (60 in. long).*

Item #7341***
Length 56"
18.7 Lineal Ft.
12 Pieces/Carton
10 lbs./Carton approx



10" Staggered Shake Corner Kit **

*4 Corners & 8 Pieces
of 1" J-Channel (60 in. long).*

Item #7241***
Length 60"
20 Lineal Ft.
12 Pieces/Carton
10 lbs./Carton approx



Fullback Foam Panel

Only available in the 7" Shake profile.

Item #7800000
Length 28 1/2"
100 Square Ft.
11 Pieces/Carton
32 lbs./Carton approx

Notes: Transitional Starter is a panel that is used to transition from siding to shapes.
Fullback Foam Shims are .5" thick. When using the shims a 1 1/2" J-Channel is recommended.
*Available in Standard Colors.
**Available in Standard and Weathered Colors.
*** Indicates color number.



Staggered Shake | Colonial Grey 827

TESTING AND CERTIFICATION

CERTIFICATE OF CONFORMANCE PHYSICAL DATA

Length: -1/4" total length tolerance.

Width: -1/16" total width tolerance

Thickness (nominal): All panels exceed requirements per ASTM D3679

Camber Tolerance: <1/8

Heat Shrinkage Tolerance: <3.0%

Impact Resistance: 60 in lb +

Surface Distortion: None at 120° F

Windload ASTM D5206: Foundry Shake, Shingle, Perfection Shingle, Staggered Shakes, Grayne Shingle exceed 170 mph. Transitional, Rounds, and panels exceed 150 mph.

CERTIFICATIONS AND CODE COMPLIANCES

(excluding accessories):

Vinyl Siding Institute Certification (compliant to ASTM D3679)

Texas Department of Insurance product evaluation 2006 IBC-IRC

Florida Building Code 2017 Siding Panels (Report #FL 20403-R2)

RATING

ASTM E84: Class 1(A)

Flame Spread Index: <25.

Smoke Developed Index: <450

Fuel Contribution: 0

ASTM D 1929: Self Ignition 878° F

ASTM D 635: Material is self-extinguishing with no measurable extent of burn when tested in accordance with this specification.

NFPA 268 Radiant Heat Test/Ignition Resistance of Exterior Walls: Conclusion that Foundry vinyl sidings were tested and met the conditions for allowable use as specified in Section 1406 of the International Standard Building Code.

Weathering: Meets the weathering standard in ASTM D3679 using ASTM D 1435 procedure.

Limited Lifetime Warranty: Residential.

50 Year Limited Warranty: Commercial/Institutional.

Please see Foundry Warranty for additional details.



Foundry – You Have To See It.



7" Split Shake | Blueberry 253

FoundrySiding.com | 800.521.8486

Westlake
Royal Building Products™
WestlakeRoyalBuildingProducts.com

SIDING & ACCESSORIES
TRIM & MOULDINGS
ROOFING
STONE
WINDOWS
OUTDOOR LIVING